

Stanisław *Wyspiański*

SAN LAZZARO

Primary school

SARZANA

PRINTING ON CARD

WHAT YOU NEED

SHEETS OF PAPER

PENCILS

CARDBOARD

EMPTY PEN

SCISSORS

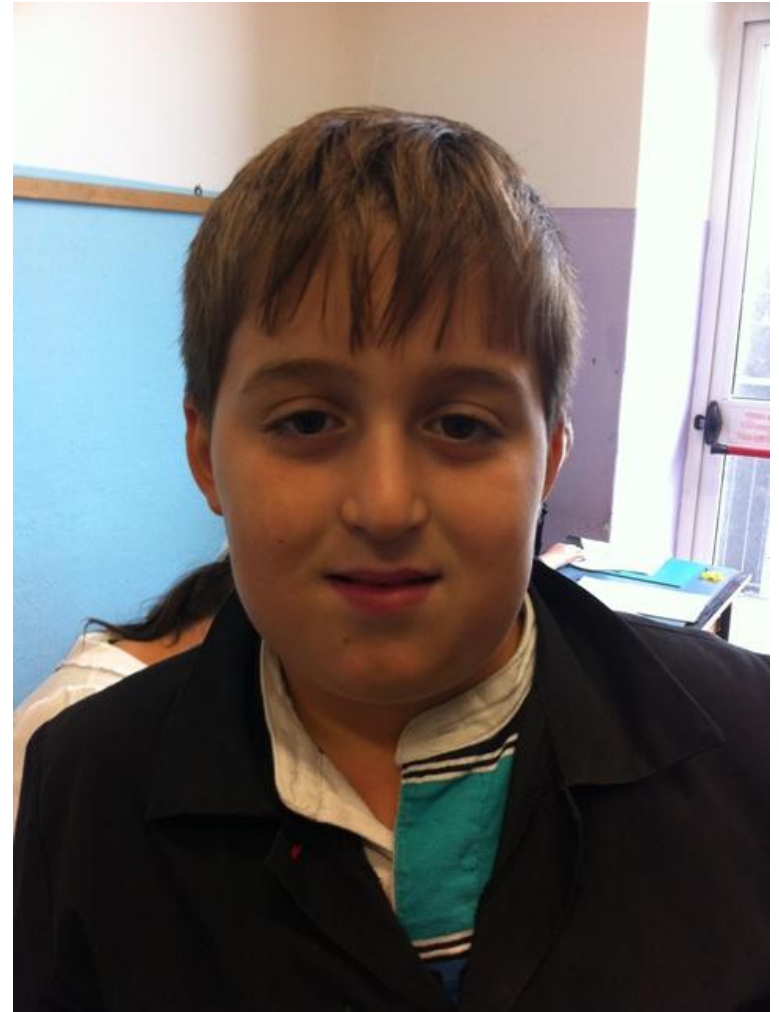
TEMPERA PAINTS

MARBLE SLAB

BRUSHES

ROLLER

WE DREW PORTRAITS FROM LIFE

















WE PUT CARBON PAPER BETWEEN
THE PORTRAIT AND THICK PAPER



WE ENGRAVED ALL PARTS OF THE
FACE WITH AN EMPTY PEN



WE CUT OUT AN OUTLINE OF THE
FACE AND PLACED IT ON A MARBLE
SLAB



WE COVERED THE WHOLE AREA WITH TEMPERA









WE SPREAD THE COLOUR WITH A
BRUSH AND COVERED IT WITH A
SHEET OF PAPER





WE ROLLED THE PAPER OVER THE COLOUR



WE REMOVED THE PAPER AND THE
PRINT WAS READY









WE USED BLACK CARD TO MAKE
“STAINED GLASS”


WHAT YOU NEED

BLACK CARD
COLOURED TISSUE PAPER
WHITE CHALK
CUTTER
PENCILS
SCISSORS
GLUE

WE DREW THE SUBJECT WITH WHITE CHALK ON BLACK CARD



WE CUT OUT THE DESIGN TO
PRODUCE THE “LEADING”





WE CUT THE TISSUE PAPER TO SIZE
AND PASTED IT ON THE BACK



...HERE IS THE RESULT!

